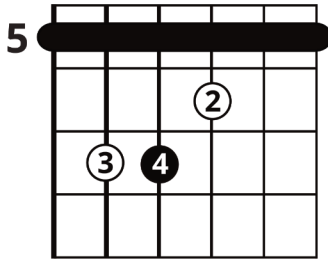


How To Play John's Part In "Get Back"

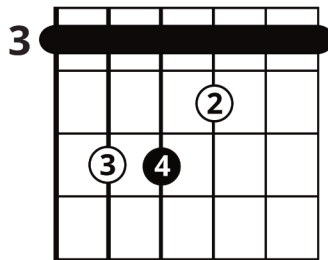
with Ayla Tesler-Mabe

Intro:

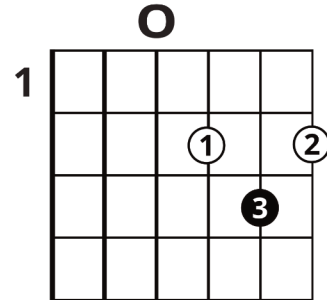
A Major



G Major



D Major



(Slapping With Right Hand)

(With Pick)

First Verse:

How To Play John's Part In "Get Back"

with Ayla Tesler-Mabe

Second Chorus:

1

P.M. -----|

T
A
B

7 7 9 X 7 7 9 X
5 5 5 5 5 5 5 5

5

P.M. -----|

T
A
B

7 7 9 X 7 7 9 X 7 7 9 X 7 7 9 X
5 5 5 5 5 5 5 5 5 5 5 5 5 5 5 5

12-12-14-X 12-12-14-X
10-10-10-10 10-10-10-10

7 7 9 X 7 7 9 X
5 5 5 5 5 5 5 5

(12)
(10)

Comp For Billy Preston's Solo:

1

P.M. -----|

T
A
B

7 7 9 X 7 7 9 X 7 7 9 X 7 7 9 X
5 5 5 5 5 5 5 5 5 5 5 5 5 5 5 5

12-12-14-X 12-12-14-X
10-10-10-10 10-10-10-10

9 9 9 9
8 8 8 8
9 9 9 9

5 9 7 9 7

5

P.M. -----|

T
A
B

7 9 X 7 7 9 X 7 7 9 X 7 7 9 X
5 5 5 5 5 5 5 5 5 5 5 5 5 5 5 5

12-12-14-X 12-12-14-X
10-10-10-10 10-10-10-10

9 9 9 9
8 8 8 8
9 9 9 9

5 9 7 9 7

How To Play John's Part In "Get Back"

with Ayla Tesler-Mabe

Second Verse:

The second verse is written in 4/4 time with a key signature of two sharps (F# and C#). It consists of two systems of music. Each system includes a standard guitar staff with a treble clef and a key signature of two sharps, and a corresponding guitar tablature staff. The first system starts with a measure marked '1' and includes a 'P.M.' (pick mute) instruction. The second system starts with a measure marked '5'. Both systems feature a 'sl.' (slide) instruction. The tablature includes fret numbers (e.g., 7, 9, 10, 12, 14) and 'X' marks for muted strings. Fretboard diagrams are provided below the tablature to show the fingerings for the notes.

Second Solo:

The second solo is written in 4/4 time with a key signature of two sharps. It consists of two systems of music. Each system includes a standard guitar staff with a treble clef and a key signature of two sharps, and a corresponding guitar tablature staff. The first system starts with a measure marked '1' and includes a 'sl.' (slide) instruction. The second system starts with a measure marked '5'. Both systems feature a 'sl.' (slide) instruction. The tablature includes fret numbers (e.g., 10, 11, 12) and 'H' (hammer-on) instructions. Fretboard diagrams are provided below the tablature to show the fingerings for the notes.